

COMBiLiFT

LIFTING INNOVATION



Improve Safety Maximize Storage Increase Efficiency

At Combilift we are passionate about providing material handling solutions, that increase efficiency, maximize storage and ensures you can work as safely as possible.

By utilizing solid engineering, and technology you can count on, Combilift has become the go-to long load handling solutions provider.

Our pioneering product range includes multidirectional, articulated and pedestrian forklifts as well as straddle carriers and container loaders.

Whether you are handling long and awkward loads, palletized goods, containers or extremely oversized products there is a Combilift to fit the bill.



C8000ET | Electric | Metals Industry

Supporting Your Industry

Whether you work in the steel, timber, concrete, shipping or logistics industries, Combilift has a handling solution to suit your needs.

Long and awkward loads are what we specialize in but we have developed a range of innovative solutions to make your business safer and more productive.



C8000ET | Electric | Building Supply Industry



COMBi-SC | Diesel | Steel Industry

Safety

Our multidirectional technology combined with innovative safety features means you can move goods around your facility safely with less risk of product damage or injury to those around you.

Storage

Multidirectional operation means our trucks require much less room to maneuver long loads safely. Aisle widths can be reduced, increasing the amount of space available for storage.

By switching to Combilift solutions you could gain up to 100% extra storage space.

Efficiency

By using solid engineering and straightforward design, Combilifts are built for grueling schedules. Combine this with 4 way steering and the ability to operate both indoors and outside and even the largest of loads can be effectively moved around your facility.

Innovation, Flexibility & Service

Innovation, Flexibility and Service are the core values on which Combilift's success is built and has seen us become the world's fastest-growing forklift manufacturer.

Proudly based in Monaghan in the heart of rural Ireland, Combilift's global headquarters produce a wide range of product handling solutions including multidirectional forklifts, side loaders, pedestrian stackers and straddle carriers.



C-series assembly line

Supporting You Locally

We have offices and support centers in markets all over the world including the US, UK, Canada, Europe, Asia and Australia.

Our team of sales, support, engineering and training experts will all go the extra mile to ensure customer satisfaction is guaranteed.



C-series welding bay



Spraying booth



C-series assembly line



Combilift Headquarters and manufacturing facility, Monaghan, Ireland.

Focused On Sustainability

Our 500,000 sq.ft., state of the art manufacturing facility places focus on sustainability and operates to the highest standards.

- 30 per cent of its roof space is covered in skylights, enabling staff to work in natural daylight.
- Extra Lighting is provided through 1,100 LED lights with individual sensors.
- Energy is provided by Solar panels supplying 185 kW of energy.
- A 1 MW biomass plant fueled by recycled wood heats the spray booths and assembly area.
- 30,000 gallons of rainwater is harvested for use throughout the facility.
- Certified to ISO 9001 international quality management system, ISO 14001 Environment Management and OHSAS 18001 Occupational Health and Safety Assessment Series.

Lifting Solutions Tailored to Your Needs

We make it our business to get to know our clients, understand the unique challenges they face and find better ways to overcome the obstacles that are holding their businesses back. And, if we don't already have the solution, we'll work with you to create one.

combilift.com/why-combilift

50,000
Trucks
in
85
Countries

More than 60,000 machines have been shipped to 85 countries since the company was founded in 1998.

Lifting Innovation Worldwide

Our highly skilled and dedicated team of over 650 employees designs, manufactures and ships material handling solutions all over the world.

At the helm are founders Robert Moffett and Martin McVicar whose leadership has guided Combilift to unparalleled growth. A debt-free company, it is a major local employer and offers the most extensive range of specialist handling solutions available from any one single manufacturer in the world.



NOVATION

COMBILIFT
LIFTING INNOVATION

Engineering department


6

Free Warehouse Consultancy

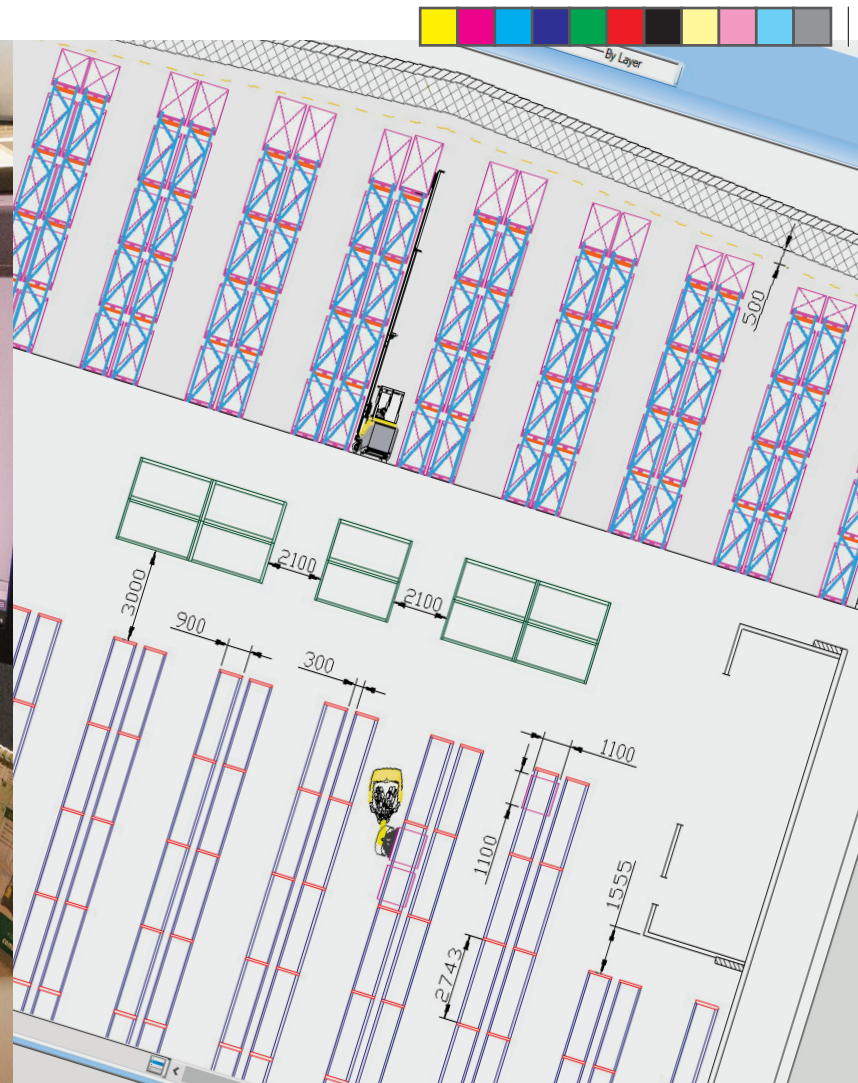
We don't talk about how our solutions can save you space and money – *we show you how!*

With over 21 years experience in volume optimization our team of warehouse planning experts knows how to make your space work harder for you.

This service, when combined with our material handling products, can deliver possible space savings of up to 100%.

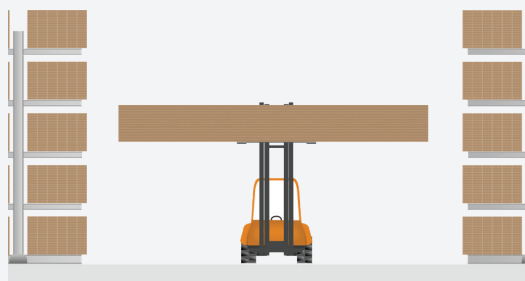


Layout design engineer optimising warehouse storage area

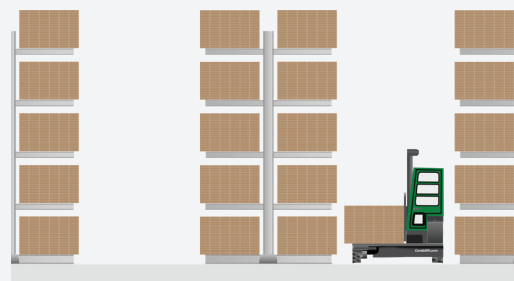


The Combilift Advantage

By combining our warehouse consultancy and our wide range of solutions, space savings of up to 100% are achievable



Without Combilift



With Combilift

Free Service

Using your floor plans we can create compelling visual data to demonstrate how to increase efficiency, maximize storage and improve safety without the need to buy more warehouse or yard space.

This service is free and without obligation, so contact Combilift and let us show you how to get the most from your storage space.

combilift.com/consultancy

Long Load Handling

Combilift specializes in making the handling of long and awkward loads more productive, safer and faster.

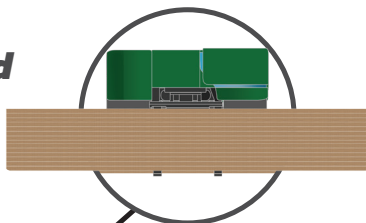
Multidirectional operation, integrated load carrying platform and excellent visibility are just some of the hallmark features that make Combilift solutions the most effective method for transporting long loads.



COMBi-WR4 | Electric | DIY Industry

The Combilift Advantage

Long Load Handling



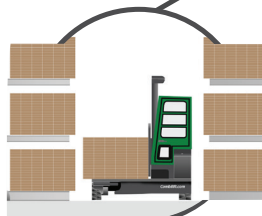
MultiDirectional



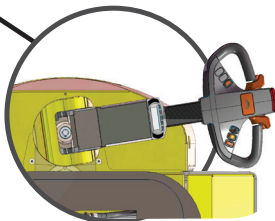
Move up to 300,000lbs



Narrow Aisle Performance



Innovative Safety Features



combilift.com/why-combilift



C17300 | LPG | Metals Industry

One forklift that Works Seamlessly Indoors & Out

All Combilift products have the ability to operate both indoors and out, removing the need for double handling.

The ability to travel in the direction of the length of the load, combined with multidirectional operation, means that even the longest of loads can be easily and safely moved around your site.



COMBi-STE | Electric | Warehousing

C-SERIES

The Original Multidirectional Forklift

The COMBi C-series range of forklift trucks is designed to deliver the most productive, safe and reliable way to handle your long and specialized loads.

Designed to improve your workflow by effectively becoming three forklifts in one, a sideloader, counterbalance and narrow aisle forklift. This revolutionary design eliminates costly double handling of material and improves productivity.

Multidirectional operation gives this forklift the versatility to transport long loads through narrow doorways and around objects with confidence and utmost safety.



C8000 Diesel Steel Industry

Maximize Your Space

The C-series also has the ability to operate as a narrow aisle forklift and can be used as a guided aisle forklift allowing the storage density to be increased, maximizing storage space.

combilift.com/products/c-series



C8000 Diesel Building Supply Industry

The Safest Way to Move Your Products

Safety is at the core of the design of the COMBi C-series. Its very low center of gravity and integrated platform provides a very stable base for resting long loads on while transporting.

By having the cab mounted to the side of the mast, the operator has a clear view, increasing safety and reducing the risk of product damage



C30,000 | Diesel | Plastic Industry

A C-series To Lift Any Load

Tough, reliable and built to last, the C-series is designed to ensure the highest levels of efficiency. The C-series is available in a wide range of capacities from 5,000lbs to 55,000lbs.

We take pride in the fact that we offer the widest range of customization from engine technology to lifting attachments to cab specification.

Whatever your load, there is a C-series to handle it.

Capacity

5,000 lbs to 55,000 lbs

Engine Type

Electric - Diesel - LPG

C30000 | Diesel | Concrete Industry



COMBi-CB

The Versatile Compact Forklift

The innovative COMBi-CB is the original compact multidirectional counterbalance forklift truck. Its maneuverability means it is perfect for transporting goods such as palletized loads, both indoors and out.

Combine this with the ability to carry long loads, such as timber or steel beams, in sideways mode makes the COMBi-CB the most versatile all-round forklift available.

Capacity

5,000 lbs to 9,000 lbs

Engine Type

Electric - Diesel - LPG

combilift.com/products/combi-cb



COMBi-CB Electric Building Supply

Maximum Productivity

Its low profile and compact design enable the COMBi-CB to offload HGV's and bring goods to racking or to feed production lines.

The COMBi-CB is also small enough to enter containers for loading or unloading.



COMBi-CB | LPG | Metals Industry



COMBi-CBE | Electric | Plastic Industry

Maximum Safety

Driver visibility is maximized by its off centre and high seating positioning which is fully protected from falling material by the sturdy overhead guard.

Controls are intuitive and ergonomically positioned for driver comfort and the seat has full suspension and is fully adjustable.



COMBi-CBE | Electric | Aluminum Industry



COMBi-CB | LPG | Building Supply Industry

COMBi-WR4

The Original 4-way Pedestrian Stacker

The first purpose built 4-way pedestrian reach stacker combining multidirectional travel, innovative features and effortless operation, even in the most demanding environments.

For the handling of lighter loads, many operations increasingly favor the use of pedestrian trucks or walkie reach stackers which offer a number of advantages over ride-on forklifts, particularly when it comes to the safety of personnel in busy production areas. Combilift responded to customer feedback by developing the COMBi-WR4 pedestrian reach stacker.

combilift.com/products/combi-wr-range/



Capacity

3,200 lbs to 4,400 lbs

Engine Type

Electric

14 COMBi-WR4 | Electric | DIY Industry



COMBi-WR4 | Electric | Metals Industry

Pedestrian Stackers for Long Loads & Narrow Aisles

The COMBi-WR4's ability to handle long loads in sideways mode combined with its pantograph reach forks means it can operate in very narrow aisles, as narrow as 7 ft.

Innovation in Safety with the Multi-Position Tiller Arm

To provide optimum safety for the operator and those around them, Combilift has developed the multi position tiller arm.

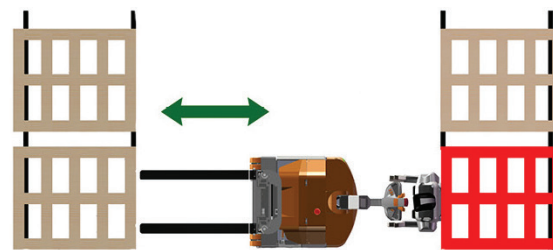
The tiller arm enables push-button rotation of the rear wheel, allowing the operator to stand at the side of the truck, the safest position when placing and picking in narrow aisles. This improves visibility and greatly reduces the risk of incidents in tight confines.

COMBi-WR4 Multi-position Tiller Arm

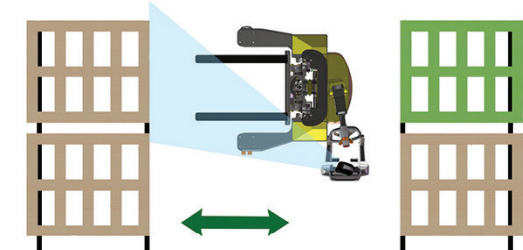
COMBi-WR4 | Electric | Manufacturing Industry

COMBi-WR4 | Electric | Metals Industry

Without Tiller Arm



With Tiller Arm



The tiller can be turned to the left or right, allowing the operator to remain at the side, while maintaining full steering control. Standing to the side of the stacker eliminates the risk of being trapped or crushed, while allowing the COMBi-WR4 to operate in very narrow aisles.

COMBi-SL

The Most Versatile Sideloader

The COMBi-SL range are sideloaders with the maneuverability and versatility of a multidirectional forklift.

They benefit over traditional sideloaders in that they are extremely maneuverable, can work in narrow aisles and are able to block or bulk stack for better space utilization.

Capacity

10,000 lbs to 13,000 lbs

Engine Type

Electric - Diesel - LPG



COMBi-SRE | Electric | Steel Industry



16

COMBi-SL | Diesel | Engineered Wood Industry

Reliable in the Toughest Conditions

The COMBi-SL features the highest quality components and innovative technology to offer powerful performance and dependable operation in even the most demanding applications.



COMBi-SL | Diesel | TimberFrame Industry

A Sideloaders To Fit Your Needs

A wide choice of customized options such as reverse cab position or front access cab are available. Features such as the rubber-mounted cab, all-wheel hydrostatic drive and load-sensing steering enable you to tailor your COMBi-SL exactly how you need it.



COMBi-4WSL

The 4-Wheel Sideloader for the Long Haul

For operations that require robust and fast operation when moving product across extensive sites, the four-wheeled COMBi-4WSL is ideal.

Drivers can be assured of a comfortable ride throughout their shift thanks to the spacious cab with deep suspension seat and an adjustable steering column. Options such as reverse cab position or front access cab further add to the high level of ergonomics.

The ultra-clean Deutz engine without DPF reduces maintenance costs, reduces fuel consumption and ensures cleaner emissions.

COMBi-4WSL | Diesel | Building Supply Industry

COMBi-4WSL | Diesel | Truss Manufacturing Industry

Capacity

10,000 lbs to 13,000 lbs

Engine Type

Diesel - LPG

combilift.com/forklift/combi-4wsl



COMBi-4WSL | Diesel | Timber Industry

COMBi-MR

A Forklift for the Tightest Spaces

Combilift's multidirectional stand-on reach truck offers superb maneuverability and safety in the tightest working conditions.

This compact truck has the ability to drive across various surfaces and features a cab that provides excellent ease of access, aiding quick and efficient picking by the driver.

Capacity

5,000 lbs

Engine Type

Electric

combilift.com/products/combi-mr



COMBi-MR | Electric | Timber Industry



The Most Agile Combilift

The multi-functional controlled joystick allows the operator to smoothly change direction, speed and all hydraulic functions.

This contributes to faster procedures for manufacturing distribution and logistics operations.





COMBi-ST | Electric | Aluminium Industry

COMBi-ST/GT

Forklifts That Can Handle the Narrowest of Aisles

For operators working in confined spaces, excellent visibility and speedy picking is essential.

Guided aisle operation and a cab designed for efficiency make the COMBi-ST and COMBi-GT stand-on ranges the obvious choices when space is at an absolute premium, such as in stockholding facilities for steel, metal, tubes and uPVC extrusions.

Capacity

6,000 lbs to 11,000 lbs

Engine Type

Electric - Diesel - LPG

combilift.com/forklift/combi-st



Combilift Warehouse Solutions

In the very competitive warehousing sector getting the very best most from your space is crucial. With Combilift's range of warehousing solutions you can dramatically increase the productivity of your warehouse while reducing costs.

By using our free warehouse consultancy service and wide range of innovative products designed to maximize your storage, improve safety and increase efficiency, you could increase your storage by up to 50%.



Aisle Master | Electric | Warehousing



Aisle Master & Combi-WR | Electric | Warehousing

Aisle Master

The Articulated Forklift That Does It All

Designed to be an all in one warehousing forklift, the Aisle Master offers more efficient offloading, handling and storage.

Aisle Master trucks are tough, versatile and built to last. Designed to withstand heavy-duty use inside and out, each robust VNA articulated forklift truck is manufactured to the highest standards.

Engine Type

Electric- LPG

Capacity

3,330 lbs to 6,000lbs

aisle-master.com



Aisle Master | Electric | Warehousing



Increase storage by as much as 50%

Using Aisle Master you can optimize your racking layout and reduce aisle widths down to as little as 6 ft, to dramatically increase your storage capacity by up to 50 %

**WORKS
◀ IN ▶
AISLES
AS
NARROW
AS
6 ft**



**↑
LIFTS
UP TO
49 ft**



A Versatile Forklift that Operates Seamlessly Inside & Out

Save time and money with the one truck, transporting loads from trailer to racking in a single operation. Thanks to the large rubber tires, operators can make light work of loading and off loading in semi-rough yards while enjoying a smooth ride regardless of the terrain.

This versatility combined with extreme reliability makes the Aisle Master the perfect solution for the DIY & building supply industry.

socialmedia@combilift.com



Superior Ergonomics

The Aisle Master is packed with a host of ergonomic features. Enhanced cabin ergonomics, superb visibility, excellent stability and optimum driver safety all add to driver confidence, which in turn increases productivity.

Aisle Master | Electric | DIY Industry

Warm and Productive in a Cold Climate

The cost of cold store and temperature controlled warehousing operations is much higher, making space saving more crucial than ever. Aisle Master's cold store model can handle the harsh climate of cold store facilities while providing all the benefits of increased storage and productivity.

The fully enclosed, high visibility cab keeps drivers warm, reducing the time needed for breaks and increasing productivity.

To improve driver visibility while performing truck to rack operations, heated cab windows eliminate the build-up of condensation when driving between different temperatures.



Aisle Master | Electric | Cold Storage Industry

COMBi-WR

The Pedestrian Stacker for Very Narrow Aisles

The COMBi-WR is the first purpose built pedestrian reach stacker with the ability to operate in a VNA aisle of just 2.1m and with a lift capacity of 2000kg.

Its excellent ergonomics make it easy and stress free to operate. The patented multi-position tiller enables push button rotation of the rear wheel parallel to the chassis and back, improving forward visibility and greatly reducing the risk of incidents in tight confines.

The lift height can be tailored to your application up to 6.6 m and the ergonomic control arm provides 2 speed operation for enhanced safety.


Capacity

3,200 lbs - 4,400 lbs

Engine Type

Electric

combilift.com/products/combi-wr-range/



COMBi-CS

Pedestrian Counterbalance Forklift Truck

As with all our pedestrian range, Combilift's first pedestrian counterbalance reach forklift truck is equipped with our patented multi-position tiller arm.

This provides maximum operator visibility, increases safety and means the COMBi-CS can operate in the narrowest of aisles.

Capacity

1,800 lbs - 5,000 lbs

Engine Type

Electric

combilift.com/products/combi-cs



COMBi-CS | Electric | Manufacturing Industry



COMBi-CS | Electric | Manufacturing Industry

COMBi-CS | Electric
Manufacturing Industry



COMBi-CS | Electric
Wood Panels 25

COMBi-PPT

High Capacity Powered Pallet Truck

Powerful, economical and innovative in design, Combilift's Powered Pallet Truck is a highly versatile option, suitable for small to medium-sized warehouses and production facilities.

All-wheel drive allows the Combi-PPT to glide effortlessly around the warehouse, negotiating obstacles with ease.

Unrivalled energy efficiency means you get maximum output from every charge, while quick-change technology enables you to quickly insert a fresh battery and carry on working effectively.

Capacity

6,000 lbs - 35,000 lbs


Engine Type

Electric

combilift.com/products/combi-ppt



COMBi-PPT | Electric | Manufacturing Industry



Superior Safety With Our Patented Tiller Arm

As with all our pedestrian range, the Combi-PPT is equipped with our patented multi-position tiller arm which provides maximum operator visibility and increases safety.





COMBi-OP | Electric | Warehousing

COMBi-OP

The Perfect Picking Platform

The COMBi-OP is a safe robust work platform for efficient processing of multiple orders and long loads.

It is the perfect platform for picking long items in very narrow aisles. Carry hooks on the side of the platform mean you can store long items as you work.

To enhance safety and improve productivity the COMBi-OP is designed for guided aisle operation.


Capacity

1,100 lbs

Engine Type

Electric

combilift.com/products/combi-ppt





Containers & Oversized Loads

Cost Effective Solutions for Handling Containers & Oversized Loads

Combilift's range of straddle carriers and mobile gantries provide safe, efficient solutions for even the most extreme load handling situations.

Distribution, shipping, aerospace, steel fabricators, wind energy and precast concrete – there's no load too large or heavy for these workhorses.



COMBi-SC | Diesel | Container Shipping Industry



COMBi-IMSC | Diesel | Container Shipping Industry



COMBi-SC | Diesel | Steel Industry



COMBi-MG | Diesel | Concrete Industry





COMBi-SC3 | Diesel | Container Shipping Industry

Lighter Footprint

The COMBi-SC's much lighter unladen weight makes it extremely fuel efficient.

Its low service weight and large puncture proof flotation tires greatly reduce ground pressure, enabling operation on poor and semi-rough terrain.



COMBi-SC3 | Diesel | Container Shipping Industry

Benefits

- Cost Effective
- High Performance
- Low Service Costs
- Safe Ground Level Stuffing
- Efficient Dock Loading
- Flexible Container Handling with Top Lift
- Suitable for Rough Terrain
- Remote Control Option

COMBi-SC

The COMBi-SC is the perfect container handling solution for those who require fast turnaround times and complete flexibility.

The COMBi-SC's ability to double stack containers and travel through low doorways gives you the ability to lift, set down and transport containers throughout your site.

With 360° visibility and 2 min offloading from trailer to ground, the Combi-SC provides faster loading times and eliminates the need for trailers to have to wait to be loaded.

Capacity

up to 300,000 lbs

Engine Type

Diesel

combilift.com/products/combi-sc

Oversized Loads

Often, the material handling challenges you face can be specific to your operation. Combilift's approach is to develop a tailor- made solution for your extreme and oversized loads.

The COMBi-SC's robust build, its super elastic tires, a lack of over sensitive electronic components and the ability to work on semi-rough terrain make it the ideal workhorse for any tough environment.



COMBi-SC | Diesel | Concrete Industry



COMBi-SC | Diesel | Structural Steel Industry

30



COMBi-SC | Diesel | Concrete Industry

Tough & Reliable

Unmatched reliability, fuel efficiency and much lighter service weight ensure maximum productivity.

Straightforward design with easy to source, standard components offer extreme reliability and maintenance wherever you are in the world.



COMBi-SC | Diesel | Concrete Industry

Customizable to Handle Any Load

Every COMBi-SC is highly customizable and can be built to your exact requirements to be the ideal solution to the material handling challenges you face.



COMBi-SC | Diesel | Structural Steel Industry



COMBi-SC | Diesel | Intermodal Rail Industry



COMBi-SC | Diesel | Wind Energy Industry



COMBi-XC | Diesel | Container Shipping Industry



COMBi-SC | Diesel | Steel Sheet Industry

Contact Us Today!

Contact Combilift today and we will build you a straddle carrier ideally suited for your needs which will save you money, increase productivity and much more.

combilift.com/contact

COMBi-MG

The COMBi-MG Mobile Gantry is the perfect solution for handling and conveying extremely large loads typical of industries such as shipping, aerospace, wind energy, large scale civil engineering industry, precast concrete and large scale structural steel industries.

Highly customizable to fit any load handling challenge, the COMBi-MG is highly adaptable to your needs. It can be built to dimensions specifically to suit your application.

It can be fitted with a very wide range of lifting accessories to suit any application or industry.

Capacity

Up to 160,000lbs

Engine Type

Diesel & LPG

combilift.com/products/combi-mg



COMBi-MG | Diesel | Structural Steel Industry



COMBi-MG | Diesel | Wind Energy Industry

Maximize Storage

The COMBi-MG can operate in narrow aisles, allowing for increased storage. Its ability to handle out of gauge loads with greater speed and safety enables considerable savings to be achieved.



COMBi-MG | Diesel | Rolled Metal Industry



COMBi-MG | Diesel | Wind Energy Industry



COMBi-CSS | Electric | Container Shipping Industry



COMBi-CSS

A Full Container Load Cycle in Under 6 Minutes

Safe, fast and easy to operate, Combilift's new COMBi-CSS is a cost-effective container loading solution that can load a 40-foot container in as little as 6 minutes.

It is a much less labor intensive system than using multiple forklifts and reduces risk to personnel as well as minimizing product damage.

Loads weighing up to 30,000kg are assembled on the platform outside the container and placed into the container.

Capacity

Up to 60,000 lbs

Engine Type

Electric

combilift.com/combi-css

COMBi-RT

The COMBi-RT was designed specifically to meet the harsh demands of the poultry industry, but its impressive handling and robust construction make it a valuable workhorse for any agricultural business.

Large tires on a three-wheel chassis with all-wheel traction and differential lock give the COMBi-RT a compact turning circle and excellent grip on rough terrain, while a generous 12 inch ground clearance ensures minimal disturbance of litter.

Ultra-smooth controls permit quieter, more refined handling for optimal livestock welfare. For the driver, an offset driving position affords excellent visibility while a deep suspension seat and fully enclosed cab options provide all-day comfort in any weather.

Capacity

Up to 6,000 lbs

Engine Type

Diesel

combilift.com/products/combi-rt



COMBi-RT | Diesel | Poultry Industry





COMBi-LR | Diesel | Poultry Industry

COMBi-LR

Live Receiving C-series

The COMBi-LR is based on the highly successful and reliable C-series multidirectional forklifts. The offset driving position provides the ideal view of the cage while a very small turning radius makes for excellent maneuverability.

Capacity

Up to 5,000 lbs

Engine Type

Diesel & LPG



Handle Any Load with Our Wide Range of Attachments

Combilift specializes in providing the best possible solutions for handling long and awkward loads and we offer a very wide range of attachments.

We use only the highest quality attachments from proven providers to ensure reliability and maximum productivity.



COMBi-CB | LPG | Steel Industry | Spreader Bar Attachment



Hydraulic Concrete Clamp




Wheel Rotator Clamp




Pipe Stabilizer



Spreader Bar



Multiple Lift Point Attachment



Hydraulic Fork Positioner



C-hook Attachment



Wide Hydraulic Fork Positioner

37







The Future of Material Handling Solutions and Storage Optimization

For over two decades, Combilift has been successfully helping its customers to safely handle long loads and save space. A lot has changed since we began in 1998, especially in the growth of our talented and dedicated staff. Combilift now employs over 650 people in our Monaghan headquarters and support offices worldwide.

As a company, we are focused on continuing that growth. We are engaged with local education and training providers to build a talent pool of young people through engineering traineeship courses and by developing an OEM Engineering Apprenticeship.

The training will provide students with cutting edge skills and on-the-job experience, while providing local industry with a skilled pool of employees, which will help ensure growth into the future.

COMBiLiFT
LiFTING INNOVATION

Combilift USA
Greensboro, NC
+877 COMBI 56
combilift.com

